



Upgrade your office look with a polo that combines cottony feel and smooth Rapid Dry moisture-wicking mesh. With subtle texture and breathable performance, this polo is a modern, comfortable choice.

- 4.7-ounce, 64/36 cotton/poly
- Double-needle stitching throughout
- Self-fabric collar
- Flattering Y-neckline
- Back yoke
- Side vents

CARE INSTRUCTIONS

Machine wash cold. Turn garment inside out. Wash with like colors. Do not bleach. Tumble dry low. Warm iron if necessary.



front



back

HOW TO MEASURE










BUST
With arms down at sides, measure around the upper body, under arms and around the fullest part of the bust.

SIZE CHART

	XS	S	M	L	XL	XXL	3XL	4XL
Size	2	4/6	8/10	12/14	16/18	20/22	24/26	28/30
Bust	32-34	35-36	37-38	39-41	42-44	45-47	48-51	52-55

COLOR INFORMATION

						
Black PMS NTR BLACK	Engine Red PMS 193 C	Iris Blue PMS 7669 C	Skydiver Blue PMS 7691 C	Treetop Green PMS 364 C	True Navy PMS 533 C	White PMS WHITE